





ALSO AVAILABLE:

**Woody Woodpecker
and Friends
Volume Two**
2009


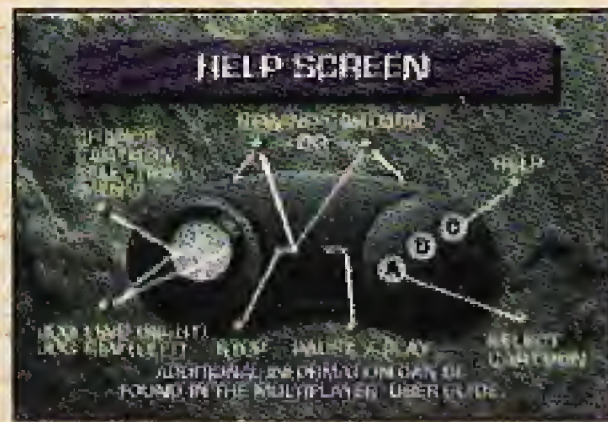


**Woody Woodpecker
and Friends
Volume Three**
2010



HELP SCREEN:

If you need help with the 3DO™ controller anytime while viewing a cartoon, press button "C" and a picture of the controller and all of its functions will appear on your television screen. The cartoon will resume playing when the button is released.



The 3DO Company shall not be liable to the end user for any loss of data, lost profits, cost of substitute goods or other consequential, incidental, special, punitive, or other damages of any kind arising out of the use of or inability to use the software.

The 3DO Company makes no warranties, express, implied or statutory, regarding the software, including without limitation the implied warranties of merchantability and fitness for any particular purpose, or any equivalent warranties under the laws of any jurisdiction.

Do not use a front or rear projection television with this product. Your projection television screen may be permanently damaged if stationary scenes or patterns are played on your projection television. Similar damage may occur if you place this product on hold or pause. If you use your projection television with this product, neither the 3DO Company nor MCA Home Video, Inc. will be liable for any resulting damage. This situation is not caused by a defect in this product or the 3DO System; other fixed or repetitive images may cause similar damage to a projection television. Please contact your TV manufacturer for further information.

The execution of software with the 3DO System involves the use of patent rights, granted or applied for, in certain countries.

A purchaser of the 3DO System is licensed to use such patent rights with software licensed by the 3DO Company. No license, implied or otherwise, is granted for the execution of other software.



© 1994 MCA Home Video, Inc. All Rights Reserved.
70 Universal City Plaza, Universal City, CA. 91608 This Disc is for private home use only and any other use, copying, reproduction or performance in whole or in part is prohibited. All Rights Reserved. Made in U.S.A.

*3DO, the 3DO logos and Interactive Multiplayer are trademarks of The 3DO Company™

3DO video



**WOODY
WOODPECKER
AND FRIENDS
VOLUME ONE**

- HOT NOON
- PISTOL PACKIN' WOODPECKER
- PANHANDLE SCANDAL
- SHORT IN THE SADDLE



**3DO CINEPAK
DIGITAL VIDEO**

WOODY WOODPECKER

IN 1940, WALTER LANTZ AND HIS WIFE, GRACE STAFFORD, WERE ON THEIR HONEYMOON WHEN THEY WERE BOTHERED BY A PERSISTENT WOODPECKER HAMMERING ON THEIR COTTAGE ROOF.

AT GRACE'S URGING, WALTER CREATED WOODY WOODPECKER, THE WACKY BIRD WITH THE WONDERFUL LAUGH WHO HAS BECOME ONE OF THE WORLD'S ALL-TIME FAVORITE ANIMATED CHARACTERS.

NOW YOU CAN ENJOY FOUR CLASSIC "CARTUNE" ADVENTURES STARRING WOODY AND HIS FRIENDS IN THIS SPECIAL 3DO™ COLLECTION.



WOODY WOODPECKER AND FRIENDS - VOLUME ONE

1. HOT NOON

When Western bad guy Buzz Buzzard comes to town to settle a score with the law, the scared sheriff gets the bright idea of pinning his badge on an unsuspecting little piano player named Woody Woodpecker!

© 1953 Universal International. Renewed 1981 Universal City Studios, Inc.

2. PISTOL PACKIN' WOODPECKER

While trekking west across the desert, Woody helps capture bankrobber Shorty Snorter. When Shorty breaks out, he wants revenge on the woodpecker who landed him in the slammer, but he's no match for Woody!

© 1960 Universal International. Renewed 1988 Universal City Studios, Inc.

3. PANHANDLE SCANDAL

In Rigger Mortis, Texas, Marshall Woody Woodpecker's sign says "No Bandits Allowed." And when an ornery bandit comes to town to challenge him to a showdown, Woody lays down the law and turns up the laughs.


© 1959 Universal International. Renewed 1987 Universal City Studios, Inc.

4. SHORT IN THE SADDLE

Gold Rush fever strikes, and Woody Woodpecker heads out West to seek his fortune. But his plans don't exactly pan out when he has to battle an outlaw trying to jump his claim and steal his bag of "gold."

© 1963 Universal Pictures Co., Inc. Renewed 1991 Universal City Studios, Inc.

All Rights Reserved.



VIEWING INSTRUCTIONS

It's easy to enjoy these cartoons on your 3DO™ System! Here's how:

Place the 3DO™ disc in the 3DO™ System tray, press the OPEN/CLOSE button and wait for the distinctive program menu to appear on your television screen. This menu contains an icon for every cartoon in this collection and a special icon for viewing all of them in one sitting.

Select the icon of your choice by pressing the joystick pad on the left of the 3DO™ controller until the one you want is highlighted. Then, press button "A" on the right of the controller, sit back and enjoy!

You may pause at any time during a cartoon by pressing the PAUSE/PLAY button on your 3DO™ controller. Watching is resumed by pressing the PAUSE/PLAY button again.

You can also jog through each cartoon in either forward or reverse by pressing the joystick pad on the right (FORWARD) or left (REVERSE) side.

If you wish to rewind a cartoon back to its beginning, press either SHIFT BUTTON at the top of the controller and the STOP button at the same time. The cartoon will begin again.

When you want to stop watching, or select another cartoon, press the STOP button and the menu will reappear on your television screen. You may then select another icon or cease viewing by pressing the OPEN/CLOSE button to eject the disc.

